

TT TROLLEY DIESEL

TECHNICAL DATA :

Polyethylene transportable tank for the transport of Diesel fuel according to ADR 1.1.3.1C. Suitable for vehicles and machines refuelling, both in work and leisure environments.

The pump included in the system allows quick and easy refuelling.

The **TT TROLLEY DIESEL** is light and compact, and can be easily moved using the dedicated handles.

Technical features:

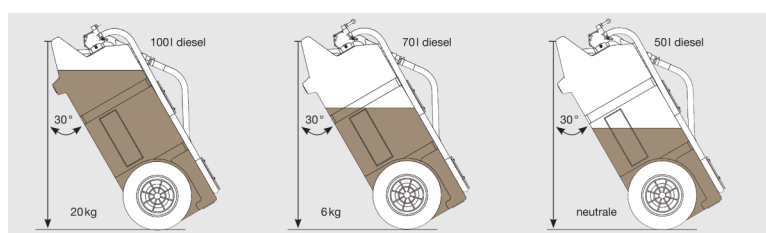
- made in polyethylene with large integrated handles
- filling point with integrated venting device system
- 2 wheels, Ø 300 mm, complete with tires suitable for every kind of ground
- Nozzle holder with quick closing system to increase the safety during transport
- Recess lines for belt fastening during transport (belt not included).

PUMP:

Self-priming electric pump, 12V, 25 l/min, with automatic dispensing nozzle, 3 m hose, cable and clamps.



TT TROLLEY 100



**ALWAYS WORKING :
WHEN VERTICAL AND WHEN HORIZONTAL.**



TT TROLLEY 60

MODEL	CAPACITY (L.)	DIMENSIONS (MM)	WEIGHT (KG)	FLOW RATE	TT TROLLEY ON EU PALLET
TT TROLLEY 60	60	1.000 x 590 x h. 430	16	25 lt./min.	8
TT TROLLEY 100	100	1.090 x 770 x h. 940	20	25 lt./min.	8

TT TROLLEY PETROL

HAND PUMP



TECHNICAL DETAILS

Polyethylene transportable tank for the transport of PETROL fuel according to ADR 1.1.3.1C. Suitable for vehicles and machines refuelling, both in work and leisure environments.

The pump included in the system allows quick and easy refuelling.

The **TT TROLLEY PETROL** is light and compact, and can be easily moved using the dedicated handles.

Technical features:

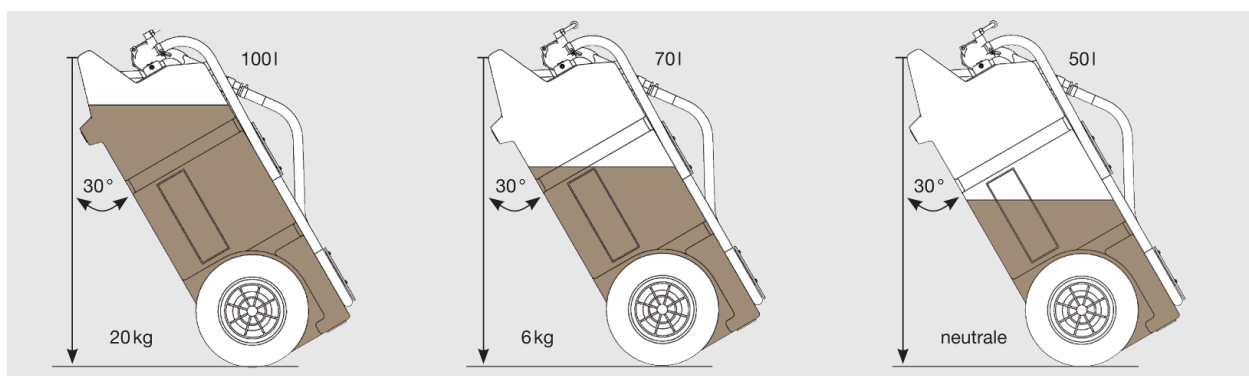
- made in polyethylene with large integrated handles and constructed from high density electrically conductive polyethylene to eliminate static dangers
- filling point with integrated venting device system and patented flame suppressive device
- 2 wheels, Ø 300 mm, complete with tires suitable for every kind of ground
- Internal baffles
- Nozzle holder with quick closing system to increase the safety during transport
- Recess lines for belt fastening during transport (belt not included).

PUMP:


Self-priming hand pump, 25 l/min, with normal dispensing nozzle, 3 m hose with stop valve, cable.



**ALWAYS WORKING :
WHEN VERTICAL AND WHEN HORIZONTAL.**



MODEL	CAPACITY (L.)	DIMENSIONS (MM)	WEIGHT (KG)	FLOW RATE	TT TROLLEY ON EU PALLET
TT TROLLEY 55 Eex	60	900 x 530 x h. 380	18	25 lt./min.	8
TT TROLLEY 95 Eex	95	1.000 x 590 x h. 430	20	25 lt./min.	8



Via Torre, 16 - 31032 Casale Sul Sile (TV) - ITALY
Tel.: + 39 0422 7831 Fax: + 39 0422 822070
info@amaspa.com www.amaspa.com